

2024-6576
2025-05-01

Container

LIBERTY[®]  [®] 150 SN Herbicide

GROUP	10	HERBICIDE
--------------	-----------	------------------

**For sale for use in glufosinate ammonium tolerant Canola grown in the
Prairie Provinces and Interior of British Columbia
(including the Peace River Region) only.**

SOLUTION

COMMERCIAL



WARNING: SKIN AND EYE IRRITANT

REGISTRATION NUMBER 28837 PEST CONTROL PRODUCTS ACT


ACTIVE INGREDIENT: glufosinate ammonium 150 g/L

NET CONTENTS: 1 L – Bulk

READ THE LABEL AND ATTACHED BOOKLET BEFORE USING

**IN CASE OF EMERGENCY ENDANGERING LIFE OR PROPERTY
INVOLVING THIS PRODUCT, CALL DAY OR NIGHT
1-800-454-2673**

BASF Agricultural Solutions Canada Inc.
510 - 28 Quarry Park Blvd. SE
Calgary, Alberta T2C 5P9
1-877-371-2273

LIBERTY is a registered trade-mark of BASF SE and the symbol  are registered trade-marks of BASF Agricultural Solutions Seed US LLC, all used under license by BASF Agricultural Solutions Canada Inc.

PRECAUTIONS: KEEP OUT OF REACH OF CHILDREN. Harmful or fatal if absorbed through the skin. Harmful if swallowed. Causes eye irritation. DO NOT get in eyes, on skin or on clothing. Avoid breathing spray mist. Wash thoroughly after using and before eating, drinking or smoking.

Protective Clothing and Equipment: Wear a long-sleeved shirt, long pants, chemical-resistant gloves, socks and shoes, and protective eyewear (goggles or face shield) during mixing, loading, application, clean-up and repair. Gloves and protective eyewear (goggles or face shield) are not required during application within a closed cab and/or cockpit. If used in a tank mix, follow the most protective PPE directions of the products used.

Re-entry Restriction: Workers should not enter treated fields within 24 hours of treatment. Do not enter or allow worker entry into treated areas during the restricted entry interval (REI) of 24 hours.

Apply only to agricultural crops when the potential for drift to areas of human habitation and areas of human activity such as houses, cottages, schools and recreational areas is minimal. Take into consideration wind speed, wind direction, temperature inversions, application equipment and sprayer settings.

FIRST AID: Take container, label or product name and Pest Control Product Registration Number with you when seeking medical attention. **If swallowed:** Call a poison control centre or doctor immediately for treatment advice. Have person sip a glass of water if able to swallow. Do not induce vomiting unless told to do so by a poison control centre or doctor. Do not give anything by mouth to an unconscious person. **If in eyes:** Hold eye open and rinse slowly and gently with water for 15-20 minutes. Remove contact lenses, if present, after the first 5 minutes, then continue rinsing eye. Call a poison control centre or doctor for treatment advice. **If on skin or clothing:** Take off contaminated clothing. Rinse skin immediately with plenty of water for 15-20 minutes. Call a poison control centre or doctor for treatment advice. **If inhaled:** Move person to fresh air. If person is not breathing, call 911 or an ambulance, then give artificial respiration, preferably by mouth-to-mouth, if possible. Call a poison control centre or doctor for treatment advice.

TOXICOLOGICAL INFORMATION: Note to physician: If this product is ingested, endotracheal intubation and gastric lavage should be performed as soon as possible, followed by charcoal and sodium sulfate administration.

ENVIRONMENTAL PRECAUTIONS: TOXIC to aquatic organisms and non-target terrestrial plants. Observe spray buffer zones specified under Directions for Use. Avoid spray drift to susceptible plants and USE ONLY FOR RECOMMENDED PURPOSES AND AT RECOMMENDED RATES. To reduce runoff from treated areas into aquatic habitats, avoid application to areas with a moderate to steep slope, compacted soil, or clay. Avoid application when heavy rain is forecast. Contamination of aquatic areas as a result of runoff may be reduced by including a vegetative filter strip between the treated area and the edge of the water body.

STORAGE: CANNOT be stored below freezing. If stored for 1 year or longer, shake well before using. Store the tightly closed container away from feeds, seeds, fertilizers, plants and foodstuffs. Do not use or store in or around the home. Keep in original container during storage. To prevent contamination, store this product away from food or feed.

DISPOSAL: Recyclable Container Disposal (less than 23 litres): Do not reuse this container for any purpose. This is a recyclable container, and is to be disposed of at a container collection site. Contact your local distributor/dealer or municipality for the location of the nearest collection site. Before taking the container to the collection site: 1. Triple- or pressure-rinse the empty container. Add the rinsings to the spray mixture in the tank. 2. Make the empty, rinsed container unsuitable for further use. If there is no container collection site in your area, dispose of the container in accordance with provincial/territorial requirements. **Returnable Container Disposal:** Do not reuse this container for any purpose. For disposal, this empty container may be returned to the point of purchase (distributor/dealer). **Refillable Container Disposal:** For disposal, this empty container may be returned to the point of purchase (distributor/dealer). It must be refilled by the distributor/dealer with the same product. Do not reuse this container for any other purpose. **Disposal of Unused, Unwanted Product:** For information on disposal of unused, unwanted product, contact the manufacturer or the provincial/territorial regulatory agency. Contact the manufacturer and the provincial/territorial regulatory agency in case of a spill, and for cleanup of spills. **Disposal of Unused Spray Solution:** If any spray solution remains in the tank after spraying is finished, it should be sprayed on the perimeter of the area just sprayed, away from water supplies, ditches, and irrigation canals.

NOTICE TO USER: This pest control product is to be used only in accordance with the directions on the label. It is an offence under the *Pest Control Products Act* to use this product in a way that is inconsistent with the directions on the label.

2024-6576
2025-05-01

Booklet

LIBERTY[®] [®] 150 SN Herbicide

GROUP	10	HERBICIDE
-------	-----------	-----------

**For sale for use in glufosinate ammonium tolerant Canola grown in the
Prairie Provinces and Interior of British Columbia
(including the Peace River Region) only.**

SOLUTION

COMMERCIAL



WARNING: SKIN AND EYE IRRITANT

REGISTRATION NUMBER 28837 PEST CONTROL PRODUCTS ACT


ACTIVE INGREDIENT: glufosinate ammonium 150 g/L

NET CONTENTS: 1 L – Bulk

READ THE LABEL AND BOOKLET BEFORE USING

**IN CASE OF EMERGENCY ENDANGERING LIFE OR PROPERTY
INVOLVING THIS PRODUCT, CALL DAY OR NIGHT
1-800-454-2673**

BASF Agricultural Solutions Canada Inc.
510 - 28 Quarry Park Blvd. SE
Calgary, Alberta T2C 5P9
1-877-371-2273

LIBERTY is a registered trade-mark of BASF SE and the symbol  are registered trade-marks of BASF Agricultural Solutions Seed US LLC, all used under license by BASF Agricultural Solutions Canada Inc.

2024-6576
2025-05-01


LIBERTY 150 SN HERBICIDE

<i>Table of Contents</i>	<i>Section Number</i>
GENERAL INFORMATION	The Product 1
SAFETY AND HANDLING	Precautions, Protective Clothing and Equipment 2 First Aid and Toxicological Information 3 Environmental Precautions 4 Storage 5 Disposal 6
DIRECTIONS FOR USE	Crops, Weeds, Timing and Rates 7 Tank Mixes 8 Herbicide Resistance Management Recommendations 9 Application Instructions and Precautions 10 Mixing Instructions 11 Sprayer Cleanup 12 Livestock Feeding and Preharvest Intervals 13 Notices 14

2024-6576
2025-05-01

GENERAL INFORMATION

Section 1: The Product

- LIBERTY 150 SN Herbicide provides control of a broad spectrum of grassy and broadleaf weeds in Canola varieties or hybrids that are specially developed to be tolerant to glufosinate ammonium.
- LIBERTY 150 SN Herbicide is registered for use on glufosinate ammonium tolerant Canola varieties or hybrids [example: varieties or hybrids labelled with LibertyLink® and the  symbol].
- LIBERTY 150 SN Herbicide may also be applied to glufosinate ammonium tolerant lines or varieties grown for seed production.

SAFETY AND HANDLING

Section 2: Precautions and Protective Clothing and Equipment

PRECAUTIONS

KEEP OUT OF REACH OF CHILDREN. Harmful or fatal if absorbed through the skin. Harmful if swallowed. Causes eye irritation. DO NOT get in eyes, on skin or on clothing. Avoid breathing spray mist. Wash thoroughly after using and before eating, drinking or smoking.

Protective Clothing and Equipment

- Wear a long-sleeved shirt, long pants, chemical-resistant gloves, socks and shoes, and protective eyewear (goggles or face shield) during mixing, loading, application, clean-up and repair. Gloves and protective eyewear (goggles or face shield) are not required during application within a closed cab and/or cockpit.
- If used in a tank mix, follow the most protective PPE directions of the products used.

Re-entry Restriction

- Workers should not enter treated fields within 24 hours of treatment. Do not enter or allow worker entry into treated areas during the restricted entry interval (REI) of 24 hours.

Apply only to agricultural crops when the potential for drift to areas of human habitation and areas of human activity such as houses, cottages, schools and recreational areas is minimal. Take into consideration wind speed, wind direction, temperature inversions, application equipment and sprayer settings.

Section 3: First Aid and Toxicological Information

FIRST AID: Take container, label or product name and Pest Control Product Registration Number with you when seeking medical attention.

If swallowed: Call a poison control centre or doctor immediately for treatment advice. Have person sip a glass of water if able to swallow. Do not induce vomiting unless told to do so by a poison control centre or doctor. Do not give anything by mouth to an unconscious person.

2024-6576
2025-05-01

If in eyes: Hold eye open and rinse slowly and gently with water for 15-20 minutes. Remove contact lenses, if present, after the first 5 minutes, then continue rinsing eye. Call a poison control centre or doctor for treatment advice.

If on skin or clothing: Take off contaminated clothing. Rinse skin immediately with plenty of water for 15-20 minutes. Call a poison control centre or doctor for treatment advice.

If inhaled: Move person to fresh air. If person is not breathing, call 911 or an ambulance, then give artificial respiration, preferably by mouth-to-mouth, if possible. Call a poison control centre or doctor for treatment advice.

TOXICOLOGICAL INFORMATION

NOTE TO PHYSICIAN: If this product is ingested, endotracheal intubation and gastric lavage should be performed as soon as possible, followed by charcoal and sodium sulfate administration.

Section 4: Environmental Precautions

- TOXIC to aquatic organisms and non-target terrestrial plants. Observe spray buffer zones specified under DIRECTIONS FOR USE.
- Avoid spray drift to susceptible plants and USE ONLY FOR RECOMMENDED PURPOSES AND AT RECOMMENDED RATES.
- To reduce runoff from treated areas into aquatic habitats, avoid application to areas with a moderate to steep slope, compacted soil, or clay.
- Avoid application when heavy rain is forecast.
- Contamination of aquatic areas as a result of runoff may be reduced by including a vegetative filter strip between the treated area and the edge of the water body.

Section 5: Storage

- CANNOT be stored below freezing.
- If stored for 1 year or longer, shake well before using.
- Store the tightly closed container away from feeds, seeds, fertilizers, plants and foodstuffs.
- Do not use or store in or around the home.
- Keep in original container during storage.
- To prevent contamination, store this product away from food or feed.

Section 6: Disposal

Recyclable Container Disposal (less than 23 litres)

Do not reuse this container for any purpose. This is a recyclable container, and is to be disposed of at a container collection site. Contact your local distributor/dealer or municipality for the location of the nearest collection site. Before taking the container to the collection site:

1. Triple- or pressure-rinse the empty container. Add the rinsings to the spray mixture in the tank.
2. Make the empty, rinsed container unsuitable for further use.

2024-6576
2025-05-01

If there is no container collection site in your area, dispose of the container in accordance with provincial/territorial requirements.

Returnable Container Disposal

Do not reuse this container for any purpose. For disposal, this empty container may be returned to the point of purchase (distributor/dealer).

Refillable Container Disposal

For disposal, this empty container may be returned to the point of purchase (distributor/dealer). It must be refilled by the distributor/dealer with the same product. Do not reuse this container for any other purpose.

Disposal of Unused, Unwanted Product

For information on disposal of unused, unwanted product, contact the manufacturer or the provincial/territorial regulatory agency. Contact the manufacturer and the provincial/territorial regulatory agency in case of a spill, and for cleanup of spills.

Disposal of Unused Spray Solution

If any spray solution remains in the tank after spraying is finished, it should be sprayed on the perimeter of the area just sprayed, away from water supplies, ditches, and irrigation canals.

DIRECTIONS FOR USE


As this product is not registered for the control of pests in aquatic systems, DO NOT use to control aquatic pests.

DO NOT contaminate irrigation or drinking water supplies or aquatic habitats by cleaning of equipment or disposal of wastes.

POST EMERGENT USE

Section 7: Crops, Weeds, Timing and Rates
--

CANOLA - PRAIRIE PROVINCES AND INTERIOR OF BRITISH COLUMBIA ONLY

LIBERTY 150 SN Herbicide is registered for aerial and ground application to glufosinate ammonium tolerant Canola varieties or hybrids [example: varieties or hybrids labelled with LibertyLink® and the symbol ] grown in the Prairie Provinces and Interior of British Columbia only.

- **To assure crop safety and optimal herbicide performance, only use LIBERTY 150 SN Herbicide on glufosinate ammonium tolerant (i.e., LibertyLink) Canola grown from certified seed.**
- LIBERTY 150 SN Herbicide is not registered for use on other glufosinate ammonium tolerant crops.
- **Application of LIBERTY 150 SN Herbicide to non-tolerant Canola varieties or hybrids or other non-tolerant crops will result in severe crop injury or death of the crop.**

2024-6576
2025-05-01

- Apply LIBERTY 150 SN Herbicide from the cotyledon stage up until, but prior to, early bolting stage of Canola.
- Refer to weed/rate chart in this label for application rates and weeds controlled.
- For control/suppression of late emerging weeds or if new weed germination or growth is present, re-apply LIBERTY 150 SN Herbicide.
- Up to three applications of LIBERTY 150 SN Herbicide, each at a maximum of 4 L/ha may be made. The third application must occur prior to the early bolting stage of Canola.
- **Do not apply more than a total of 12 L/ha per year.**
- Apply when the new weed growth is in the correct leaf stage and up until, but prior to, the bolting stage of Canola.
- For best results, apply to emerged, young, actively growing weeds. Weeds that emerge after application will not be controlled.
- LIBERTY 150 SN Herbicide will have an effect on weeds that are larger than the recommended leaf stage, however speed of activity and control may be reduced.
- Slight discoloration of the Canola may be visible after application. This effect is temporary and will not influence crop growth, maturity or yield.
- LIBERTY 150 SN Herbicide may also be applied to glufosinate ammonium tolerant Canola lines or varieties grown for seed production.
- **For hybrid seed production** - Two applications are required to remove the segregating wild type plants. The first application should occur when the Canola is in the 2-4 leaf stage, the second application when the Canola plants are in the 4-6 leaf stage and the third application, if necessary, may be applied to the Canola up until, but prior to, the bolting stage. All applications of LIBERTY 150 SN Herbicide for hybrid seed production should be made at 3.33 – 4 L/ha.

SUSCEPTIBLE WEEDS: LIBERTY 150 SN Herbicide has an effect on all weeds and crops except for those crops which are developed to be tolerant to applications of LIBERTY 150 SN Herbicide. The following weeds are susceptible to application of LIBERTY 150 SN Herbicide. Best control will be obtained when LIBERTY 150 SN Herbicide is applied in the recommended leaf stages.

WEED	RECOMMENDED WEED LEAF STAGE								RATE	
	1	2	3	4	5	6	7	8		
Cow Cockle	-----									1.33 L/ha
Green Foxtail	-----						Maximum 3 tillers			

2024-6576
2025-05-01

WEED	RECOMMENDED WEED LEAF STAGE								RATE 2 L/ha
	1	2	3	4	5	6	7	8	
Barnyard Grass	-----								
Lady's Thumb	-----								
Lamb's-quarters	-----								
Russian Thistle	Up to 8 cm height								
Smartweed	-----								
Stinkweed	-----								
Volunteer Flax	Up to 6 cm height								
Wild Mustard	-----								

WEED	RECOMMENDED WEED LEAF STAGE								RATE 2.67 L/ha
	1	2	3	4	5	6	7	8	
Canada Thistle ¹	Up to 10 cm height								
Common Chickweed	-----				Leaf Pairs				
Hemp-nettle	-----				Leaf Pairs				
Kochia	Up to 8 cm height								
Perennial Sow Thistle	-----								
Quackgrass ¹	-----								
Redroot Pigweed	-----								
Round-leaved Mallow	-----								
Scentsless Chamomile	Up to 10 cm height								
Shepherd's-purse	-----								
Volunteer Barley ²	-----				Maximum 2 tillers				
Volunteer Wheat	-----				Maximum 2 tillers				
Wild Buckwheat	-----								

WEED	RECOMMENDED WEED LEAF STAGE								RATE 3.33 L/ha
	1	2	3	4	5	6	7	8	
Cleavers	-----		Whorls						
Dandelion	1-15 cm rosette								
Flixweed	Up to 10 cm height								
Hemp-nettle	-----				Leaf Pairs				
Jimsonweed	-----								
Quackgrass ³	-----								
Stork's Bill	-----								
Wild Oats	-----				Maximum 2 tillers				

2024-6576
2025-05-01

WEED	RECOMMENDED WEED LEAF STAGE								RATE 3.33 L/ha
	1	2	3	4	5	6	7	8	
Heavy Populations									
Canada Thistle ¹	Up to 10 cm height								
Quackgrass ¹	-----								
Volunteer Barley ²	-----								Maximum 2 tillers
Volunteer Wheat	-----								Maximum 2 tillers
Wild Buckwheat	-----								

WEED	RECOMMENDED WEED LEAF STAGE								RATE 4 L/ha
	1	2	3	4	5	6	7	8	
Canada Thistle ⁴	Up to 10 cm height								
Jimsonweed ⁵	-----								
Quackgrass ⁶	-----								
Japanese Brome ⁷	-----								up to emergence of 1 st tiller
Downy Brome ⁷	-----								up to emergence of 1 st tiller

¹ Top Growth Suppression Only

² Suppression Only

³ Improved Top Growth Control

⁴ Better Top Growth Suppression

⁵ Improved Control

⁶ Season Long Control for Heavy Populations

⁷ Spring-germinated Brome Only; best results are obtained after a pre-seed or burndown application with a glyphosate herbicide.

Section 8: Tank Mixes

This product may be tank mixed with registered pest control products, whose labels also allow tank mixing, provided the entirety of both labels, including Directions for Use, Precautions, Restrictions, Environmental Precautions, and Spray Buffer Zones are followed for each product. In cases where these requirements differ between the tank mix partner labels, the most restrictive label must be followed. Do not tank mix products containing the same active ingredient unless specifically listed on this label.

In some cases, tank mixing pest control products can result in reduced pesticide efficacy or increased host crop injury. The user should contact BASF Agricultural Solutions Canada Inc. (“BASF”) at 1-877-371-2273 for information before applying any tank mix that is not specifically recommended on this label.

- Tank mix partners may have additional restrictions for leaf staging.
- For enhanced activity LIBERTY 150 SN Herbicide may be tank mixed with the following products.

2024-6576
2025-05-01

CANOLA

TANK MIX PRODUCT	RATE	DIRECTIONS
Centurion® / Select® or Centurion® ADV	63 mL/ha or 126 mL/ha	<p>For control of Volunteer Barley and Wild Oats, apply LIBERTY 150 SN Herbicide at a rate of 2.67 – 4.0 L/ha plus Centurion or Select at 63 mL/ha with adjuvant as recommended on the Centurion or Select label. Apply when the weeds are in the 1-4 leaf stage with a maximum of 2 tillers.</p> <p>Centurion or Select at 63 mL/ha may be substituted with Centurion ADV at a rate of 126 mL/ha. An adjuvant is not required when tank mixing with Centurion ADV.</p>
Centurion / Select or Centurion ADV	190 mL/ha or 380 mL/ha	<p>For control of weed species listed on the LIBERTY 150 SN Herbicide and Centurion or Select labels plus foxtail barley, spring-germinated Japanese and downy brome apply LIBERTY 150 SN Herbicide at a rate of 3.33 – 4.0 L/ha in tank mixture with Centurion or Select at 190 mL/ha and adjuvant as recommended on the Centurion or Select label. Apply when the weeds are at growth stages listed on the LIBERTY 150 SN Herbicide, Centurion and Select labels, foxtail barley is at the 1-4 leaf stage with a maximum of 2 tillers and spring-germinated Japanese and downy brome are at the 1- to 6-leaf up to the emergence of the 1st tiller stage.</p> <p>Centurion or Select at 190 mL/ha may be substituted with Centurion ADV at a rate of 380 mL/ha. An adjuvant is not required when tank mixing with Centurion ADV.</p>
Facet® L + Merge®	0.28 – 0.56 L/ha + 0.5 – 1.0 L/ha	<p>For enhanced and more consistent control of cleavers from the 1 to 6 whorl stage, apply LIBERTY 150 SN Herbicide at a rate of 3.33 -4 L/ha plus Facet L at 0.28 L/ha. Higher rates of Facet L (0.42 – 0.56 L/ha) will provide suppression of secondary flushes of cleavers. Use the 0.56 L/ha rate when cleaver densities are high, when staging is late or for improved residual control. Apply in 100 L/ha of water with Merge Adjuvant at a rate of 0.5 to 1 L/ha. Application should be made from the cotyledon to 6 true leaf stage of the canola crop.</p>

2024-6576
2025-05-01

TANK MIX PRODUCT	RATE	DIRECTIONS
Facet L + Centurion + Amigo® or Merge or Facet L + Centurion ADV	0.28 – 0.56 L/ha + 63 – 190 mL/ha + 0.5 L/ha or 0.28 – 0.56 L/ha + 126 – 380 mL/ha	For enhanced and more consistent control of cleavers from the 1 to 6 whorl stage and annual grasses, apply LIBERTY 150 SN Herbicide at a rate of 3.33 – 4 L/ha plus Facet L at 0.28 – 0.56 L/ha plus Centurion at 63 – 190 mL/ha. Apply in 100 L/ha of water with Amigo or Merge Adjuvant at 0.5 L/ha. Application should be made from the cotyledon to 6 true leaf stage of the canola crop. Centurion at 63 – 190 mL/ha may be substituted with Centurion ADV at a rate of 126 – 380 mL/ha. An adjuvant is not required when tank mixing with Centurion ADV.

Section 9: Herbicide Resistance Management Recommendations

For resistance management, LIBERTY 150 SN Herbicide is a Group 10 herbicide. Any weed population may contain or develop plants naturally resistant to LIBERTY 150 SN Herbicide and other Group 10 herbicides. The resistant biotypes may dominate the weed population if these herbicides are used repeatedly in the same field. Other resistance mechanisms that are not linked to site of action, but specific for individual chemicals, such as enhanced metabolism, may also exist. Appropriate resistance-management strategies should be followed.

To delay herbicide resistance:

- Where possible, rotate the use of LIBERTY 150 SN Herbicide or other Group 10 herbicides within a growing season (sequence) or among growing seasons with different herbicide groups that control the same weeds in a field.
- Use tank mixtures with herbicides from a different group when such use is permitted. To delay resistance, the less resistance-prone partner should control the target weed(s) as effectively as the more resistance-prone partner.
- Herbicide use should be based on an integrated weed management program that includes scouting, historical information related to herbicide use and crop rotation, and considers tillage (or other mechanical control methods), cultural, (for example, higher crop seeding rates; precision fertilizer application method and timing to favour the crop and not the weeds), biological (weed-competitive crops or varieties) and other management practices.
- Monitor weed populations after herbicide application for signs of resistance development (for example, only one weed species on the herbicide label not controlled). If resistance is suspected, prevent weed seed production in the affected area if possible by an alternative herbicide from a different group. Prevent movement of resistant weed seeds to other fields by cleaning harvesting and tillage equipment when moving between fields, and planting clean seed.
- Have suspected resistant weed seeds tested by a qualified laboratory to confirm resistance and identify alternative herbicide options.

2024-6576
2025-05-01

- Contact your local extension specialist or certified crop advisors for any additional pesticide resistance-management and/or integrated weed-management recommendations for specific crops and weed biotypes.
- For further information or to report suspected resistance, contact BASF at 1-877-371-2273 or at www.agsolutions.ca.

Section 10: Application Instructions and Precautions

APPLICATION INSTRUCTIONS

- The speed of action of LIBERTY 150 SN Herbicide is influenced by environmental factors. At cool temperatures (below 10° C), poor moisture and low humidity, the speed of action may be reduced. Generally, visual symptoms appear 2-4 days after application.
- For best results, apply to emerged, young, actively growing weeds. Weeds that emerge after application will not be controlled.
- LIBERTY 150 SN Herbicide will have an effect on weeds that are larger than the recommended leaf stage, however speed of activity and control may be reduced.
- LIBERTY 150 SN Herbicide works primarily as a contact herbicide. Thorough coverage of the weeds to be controlled is essential.
- When a rate range is given the higher rate should be utilized:
 1. when the weed or crop growth is dense;
 2. when the weeds are large and/or mature - i.e., advanced leaf stages and plant height;
 3. when the environmental conditions are cool and dry.
- Refer to Section 7 for weeds controlled.

Ground Application Instructions

- Ensure that all circuits (pipes, booms etc.) have the correct LIBERTY 150 SN Herbicide / water concentration before application is started.
- Apply LIBERTY 150 SN Herbicide in a minimum of 110 L/ha of water, at a pressure of 275 kPa and at a ground speed of 6-8 kph. If check valves are used, apply at 310 kPa. The use of 80° or 110° flat fan nozzles is highly recommended for optimum spray coverage and canopy penetration.
- Application of the spray at a 45° angle forward will result in better spray coverage. Refer to Sections 7 and 8 for the correct rate and timing of application.

Aerial Application Instructions

- Apply only by fixed-wing or rotary aircraft equipment which has been functionally and operationally calibrated for the atmospheric conditions of the area and the application rates and conditions of this label.
- Label rates, conditions and precautions are product specific. Read and understand the entire label before opening this product. Apply only at the rate recommended for aerial application on this label. Where no rate for aerial application appears for the specific use, this product cannot be applied by any type of aerial equipment.
- Ensure uniform spray coverage is essential. To avoid streaked, uneven or overlapped application, use appropriate marking devices.

2024-6576
2025-05-01

- Exercise extreme caution during the aerial application of any insecticide, herbicide or fungicide. Drift of pesticides is not always visible with the human eye. Small droplets may drift into sensitive areas without obvious signs of danger. Follow these directions precisely.
- Applicators are required to use the correct combination of spray nozzle tips, nozzle placement and spray pressures which will provide a coarse droplet size distribution with a volume mean diameter greater than 350 microns. Do not use raindrop nozzles.

Use Precautions

- Apply only when meteorological conditions at the treatment site allow for complete and even crop coverage. Apply only under conditions of good practice specific to aerial application as outlined in the National Aerial Pesticide Application Manual, developed by the Federal/Provincial/Territorial Committee on Pest Management and Pesticides.

Operator Precautions

- Do not allow the pilot to mix chemicals to be loaded onto the aircraft. Loading of premixed chemicals with a closed system is permitted.
- It is desirable that the pilot have communication capabilities at each treatment site at the time of application.
- The field crew and the mixer/loaders must wear chemical resistant gloves, coveralls and goggles or face shield during mixing/loading, cleanup and repair. Follow the more stringent label precautions in cases where the operator precautions exceed the generic label recommendations on the existing ground boom label.
- All personnel on the job site must wash hands and face thoroughly before eating and drinking. Protective clothing, aircraft cockpit and vehicle cabs must be decontaminated regularly.

Product Specific Precautions

Read and understand the entire label before opening this product. If you have questions, call the manufacturer at 1-877-371-2273 or obtain technical advice from the distributor or your provincial agricultural representative. Application of this specific product must meet and/or conform to the following:

- **Post-emergent Use in Glufosinate Ammonium Tolerant Canola Water Volume:** Apply LIBERTY 150 SN Herbicide in a minimum of 55 L/ha of water only.

APPLICATION PRECAUTIONS

- Weed control may be reduced when heavy dew, fog or mist is present at the time of application.
- Uniform, thorough spray coverage is important to achieve consistent weed control.
- Crop injury may result if LIBERTY 150 SN Herbicide is applied to a crop stressed by severe weather conditions, frost, drought, water-saturated soil, low fertility, disease or insect damage.
- LIBERTY 150 SN Herbicide is a non-selective herbicide and has the potential to desiccate, defoliate or kill all green plants. Avoid contact with other desirable plants or crops by direct application or from spray drifts as severe damage may occur.

2024-6576
2025-05-01

- **Application of LIBERTY 150 SN Herbicide to non-tolerant Canola varieties, hybrids or other non-tolerant crops will result in severe crop injury or death of the crops.**
- **To assure crop safety and optimal herbicide performance, only use LIBERTY 150 SN Herbicide on glufosinate ammonium tolerant (i.e., LibertyLink) Canola grown from certified seed.**

Plant-back Intervals

- No plant-back interval is required for field corn, canola and soybeans, dry common beans (not grown for seed), alfalfa, carrot, lettuce, onion and potato.
- 70 days for buckwheat, barley, millet, oats, rye, sorghum, triticale, wheat, other root and leafy vegetables.
- 120 days for all other crops.

Ground Application Precautions

- Field sprayer application: **DO NOT** apply during periods of dead calm. Avoid application of this product when winds are gusty. **DO NOT** apply with spray droplets smaller than the American Society of Agricultural Engineers (ASAE S572.1) medium classification. Boom height must be 60 cm or less above the crop or ground.
- Do NOT apply if winds exceed 16 kph when using open boom sprayers for ground application.
- Do NOT apply if winds exceed 25 kph when using hooded sprayer for ground application.
- Do not use flood jet nozzles, controlled droplet application equipment or air-assisted spray equipment.

Aerial Application Precautions

- Aerial application: **DO NOT** apply during periods of dead calm. Avoid application of this product when winds are gusty. **DO NOT** apply when wind speed is greater than 16 km/h at flying height at the site of application. **DO NOT** apply with spray droplets smaller than the American Society of Agricultural Engineers (ASAE S572.1) coarse classification. Reduce drift caused by turbulent wingtip vortices. Nozzle distribution along the spray boom length **MUST NOT** exceed 65% of the wingspan or rotorspan.

Rainfast Period

- If rainfall occurs within 4 hours of application, effectiveness may be reduced.

Spray Buffer Zones

A spray buffer zone is NOT required for:

- uses with hand-held application equipment permitted on this label.

The spray buffer zones specified in the table below are required between the point of direct application and the closest downwind edge of sensitive terrestrial habitats (such as grasslands, forested areas, shelter belts, woodlots, hedgerows, riparian areas and shrublands), sensitive freshwater habitats (such as lakes, rivers, sloughs, ponds, prairie potholes, creeks, marshes, streams, reservoirs and wetlands).

2024-6576
2025-05-01

Method of application	Crop		Spray Buffer Zones (metres) Required for the Protection of:		
			Freshwater Habitat of Depths:		Terrestrial Habitat
			Less than 1 m	Greater than 1 m	
Field sprayer	Canola		1	0	1
Aerial	Canola	Fixed-wing	1	0	35
		Rotary-wing	1	0	30

When tank mixes are permitted, consult the labels of the tank-mix partners and observe the largest (most restrictive) spray buffer zone of the products involved in the tank mixture and apply using the coarsest spray (ASAE) category indicated on the labels for those tank mix partners.

The spray buffer zones for this product can be modified based on weather conditions and spray equipment configuration by accessing the Spray Buffer Zone Calculator on the Pesticides portion of the Canada.ca website.

Section 11: Mixing Instructions

- LIBERTY 150 SN Herbicide must be applied with properly calibrated, clean equipment.
- LIBERTY 150 SN Herbicide is specially formulated to mix readily in water.
- Prior to adding LIBERTY 150 SN Herbicide to the spray tank, ensure that the spray tank is thoroughly clean (see Section 12, “Sprayer Cleanup”).
 1. Fill the tank three-quarters full with clean water.
 2. Add the correct amount of LIBERTY 150 SN Herbicide.
 3. Add the remaining amount of water, begin agitation, and spray out immediately.

LIBERTY 150 SN Herbicide and Facet L (Glufosinate Ammonium Tolerant Canola only)

When tank mixing with Facet L, always add LIBERTY 150 SN Herbicide first followed by Facet L, then add Merge Adjuvant.

LIBERTY 150 SN Herbicide and CENTURION or CENTURION ADV or SELECT: Glufosinate Ammonium Tolerant Canola only

When tank mixing LIBERTY 150 SN Herbicide and CENTURION or SELECT, always add AMIGO adjuvant to the tank first, *then* add LIBERTY 150 SN Herbicide to the tank followed by the CENTURION or SELECT. When tank mixing with Facet L, always add AMIGO or Merge Adjuvant to the tank first, *then* add LIBERTY 150 SN Herbicide followed by Facet L, followed by CENTURION.

2024-6576
2025-05-01

When tank mixing LIBERTY 150 SN Herbicide and CENTURION ADV, add LIBERTY 150 SN Herbicide to the tank first followed by CENTURION ADV. **An adjuvant is not required when tank mixing with CENTURION ADV.** When tank mixing with Facet L, add Facet L to the tank first followed by LIBERTY 150 SN Herbicide, followed by CENTURION ADV.

The addition of an anti-foaming agent may reduce foaming, especially when using soft water.

1. Thoroughly clean the sprayer by flushing the system with water containing detergent (see Section 12, “Sprayer Cleanup”).
2. Fill clean spray tank half full with clean water. Start agitation system. Agitation should be running during the entire mixing procedure.
3. If required, add the correct amount of AMIGO. Continue to agitate until AMIGO is thoroughly mixed.
4. Add the required amount of LIBERTY 150 SN Herbicide to the spray tank. Continue to agitate until LIBERTY 150 SN Herbicide is thoroughly mixed.
5. If required, add the correct amount of Facet L.
6. Add the correct amount of CENTURION, CENTURION ADV or SELECT along with the remaining amount of water necessary to fill the spray tank.
7. Continue to agitate or run the by-pass system, and spray out immediately.
8. After any break in the spraying operation, agitate thoroughly before spraying again. Check inside the tank to ensure that sprayer agitation is sufficient to remix the spray materials. Do not allow the mixture to sit overnight.
9. If an oil film starts to build up in the tank, drain it and clean tank with strong detergent solution.
10. Immediately after use, thoroughly clean the sprayer by flushing the system with water containing detergent (see Section 12, “Sprayer Cleanup”).

Section 12: Sprayer Cleanup

- Before and after using LIBERTY 150 SN Herbicide always complete a thorough cleaning of the spray tank, lines, and filter. Spray equipment should be thoroughly rinsed using a strong detergent solution.

Section 13: Livestock Feeding and Preharvest Intervals

LIVESTOCK FEEDING

Canola

- Grain and meal from treated crop can be fed to livestock.
- Do not graze the treated crop or cut for hay; sufficient data are not available to support such use.

2024-6576
2025-05-01

PREHARVEST INTERVALS

Canola

- When LIBERTY 150 SN Herbicide is tank mixed with Centurion, Centurion ADV or Select, observe a PHI of 60 days from the date of treatment (or last treatment when a second application has been made).
- When LIBERTY 150 SN Herbicide is tank mixed with Facet L, observe a PHI of 60 days from the date of treatment.

Section 14: Notices

NOTICE TO USER: This pest control product is to be used only in accordance with the directions on the label. It is an offence under the *Pest Control Products Act* to use this product in a way that is inconsistent with the directions on the label.

FACET is a registered trade-mark of BASF SE and LibertyLink is a registered trade-mark of BASF Agricultural Solutions Seed US LLC, all used under license by BASF Agricultural Solutions Canada Inc.

MERGE is a registered trade-mark of BASF Agricultural Solutions Canada Inc.

All other products listed are registered trade-marks or trade-marks of their respective companies.