


2024-6576  
2025-05-01

Container Label

**LIBERTY**®  **200 SN HERBICIDE**

<b>GROUP</b>	<b>10</b>	<b>HERBICIDE</b>
--------------	-----------	------------------

**FOR SALE FOR USE ON GLUFOSINATE AMMONIUM TOLERANT FIELD CORN  
AND SOYBEANS IN CANADA AND ON GLUFOSINATE AMMONIUM TOLERANT  
CANOLA IN EASTERN CANADA AND BRITISH COLUMBIA**

**SOLUTION  
COMMERCIAL**



**CAUTION - SKIN IRRITANT  
WARNING - EYE IRRITANT**

**REGISTRATION NUMBER: 25337  
PEST CONTROL PRODUCTS ACT**


**ACTIVE INGREDIENT:** glufosinate ammonium 200 g/L

**NET CONTENTS:** [6 L – Bulk]

**READ THIS LABEL AND ATTACHED BOOKLET BEFORE USING**

**IN CASE OF EMERGENCY ENDANGERING LIFE OR PROPERTY  
INVOLVING THIS PRODUCT, CALL DAY OR NIGHT  
1-800-454-2673**

BASF Agricultural Solutions Canada Inc.  
510 - 28 Quarry Park Blvd. SE  
Calgary, Alberta T2C 5P9  
1-877-371-2273

LIBERTY is a registered trade-mark of BASF SE and LIBERTYLINK and the symbol  are registered trade-marks of BASF Agricultural Solutions Seed US LLC, all used under license by BASF Agricultural Solutions Canada Inc.

2024-6576  
2025-05-01

## **PRECAUTIONS**

### **KEEP OUT OF REACH OF CHILDREN.**

WARNING: EYE IRRITANT.

CAUTION: POISON.

CAUTION: SKIN IRRITANT.

Avoid contact with eyes, skin or clothing.

Avoid breathing spray mist.

Wash thoroughly after using and before eating, drinking or smoking.

### **Protective Clothing and Equipment**

Wear a long-sleeved shirt, long pants, chemical-resistant gloves, socks, shoes, protective eyewear (goggles or face shield) and a respirator with a NIOSH-approved organic-vapour-removing cartridge with a prefilter approved for pesticides OR a NIOSH-approved canister approved for pesticides during mixing, loading, application, clean-up and repair. Gloves are not required during application within a closed cab.

### **Re-entry Restrictions**

DO NOT enter or allow worker entry into treated areas during the restricted-entry interval (REI) of 24 hours.

Apply only to agricultural crops when the potential for drift to areas of human habitation and human activity, such as houses, cottages, schools and recreational areas, is minimal. Take into consideration wind speed, wind direction, temperature inversions, application equipment, and sprayer settings.

When tank-mixes are permitted, read and observe all label directions, including rates and restrictions for each product used in the tank-mix. Follow the more stringent label precautionary measures for mixing, loading and applying stated on both product labels.

## **FIRST AID**

**Take container, label or product name and Pest Control Product Registration Number with you when seeking medical attention.**

**If swallowed:** Call a poison control centre or doctor immediately for treatment advice. Have person sip a glass of water if able to swallow. Do not induce vomiting unless told to do so by a poison control centre or doctor. Do not give anything by mouth to an unconscious person.

**If in eyes:** Hold eye open and rinse slowly and gently with water for 15–20 minutes. Remove contact lenses, if present, after the first 5 minutes, then continue rinsing eye. Call a poison control centre or doctor for treatment advice. If on skin or clothing, take off contaminated clothing. Rinse skin immediately with plenty of water for 15–20 minutes. Call a poison control centre or doctor for treatment advice.

**If inhaled:** Move person to fresh air. If person is not breathing, call 911 or an ambulance, then give artificial respiration, preferably by mouth-to-mouth, if possible. Call a poison control centre or doctor for further treatment advice.

2024-6576  
2025-05-01

## **TOXICOLOGICAL INFORMATION**

**Note to Physician:** If this product is ingested, endotracheal intubation and gastric lavage should be performed as soon as possible, followed by charcoal and sodium sulfate administration.

## **ENVIRONMENTAL PRECAUTIONS**

TOXIC to aquatic organisms and non-target terrestrial plants. Observe spray buffer zones specified under Directions for Use. To reduce runoff from treated areas into aquatic habitats avoid application to areas with a moderate to steep slope, compacted soil, or clay. Avoid application when heavy rain is forecast. Contamination of aquatic areas as a result of runoff may be reduced by including a vegetative strip between the treated area and the edge of the water body. Avoid spray drift onto susceptible plants and **USE ONLY FOR RECOMMENDED PURPOSES AND AT RECOMMENDED RATES. DO NOT APPLY BY AIR.**

## **STORAGE**

**CANNOT** be stored below freezing. If stored for 1 year or longer, shake well before using. Store the tightly closed container away from feeds, seeds, fertilizers, plants and foodstuffs. Do not use or store in or around the home. Keep in original container during storage.

## **DISPOSAL**

**Recyclable Container Disposal:** Do not reuse this container for any purpose. This is a recyclable container, and is to be disposed of at a container collection site. Contact your local distributor/dealer or municipality for the location of the nearest collection site. Before taking the container to the collection site:

1. Triple- or pressure-rinse the empty container. Add the rinsings to the spray mixture in the tank.
2. Make the empty, rinsed container unsuitable for further use.

If there is no container collection site in your area, dispose of the container in accordance with provincial/territorial requirements.

**Returnable Container Disposal:** Do not reuse this container for any purpose. For disposal, this empty container may be returned to the point of purchase (distributor/dealer).

**Refillable Container Disposal:** For disposal, this empty container may be returned to the point of purchase (distributor/dealer). It must be refilled by the distributor/dealer with the same product. Do not reuse this container for any other purpose.

**Disposal of Unused, Unwanted Product:** For information on disposal of unused, unwanted product, contact the manufacturer or the provincial/territorial regulatory agency. Contact the manufacturer and the provincial/territorial regulatory agency in case of a spill, and for cleanup of spills.

2024-6576  
2025-05-01

**NOTICE TO USER**

This pest control product is to be used only in accordance with the directions on the label. It is an offence under the *Pest Control Products Act* to use this product in a way that is inconsistent with the directions on the label.

2024-6576  
2025-05-01

Booklet

<b>GROUP</b>	<b>10</b>	<b>HERBICIDE</b>
--------------	-----------	------------------

# LIBERTY<sup>®</sup> 200 SN HERBICIDE

**FOR SALE FOR USE ON GLUFOSINATE AMMONIUM TOLERANT FIELD CORN  
AND SOYBEANS IN CANADA AND ON GLUFOSINATE AMMONIUM TOLERANT  
CANOLA IN EASTERN CANADA AND BRITISH COLUMBIA**

**SOLUTION  
COMMERCIAL**



**CAUTION - SKIN IRRITANT  
WARNING - EYE IRRITANT**

**REGISTRATION NUMBER: 25337  
PEST CONTROL PRODUCTS ACT**


**ACTIVE INGREDIENT:** glufosinate ammonium 200 g/L

**NET CONTENTS:** [6 L – Bulk]

**READ THIS LABEL AND THIS BOOKLET BEFORE USING**

**IN CASE OF EMERGENCY ENDANGERING LIFE OR PROPERTY  
INVOLVING THIS PRODUCT, CALL DAY OR NIGHT  
1-800-454-2673**

BASF Agricultural Solutions Canada Inc.  
510 - 28 Quarry Park Blvd. SE  
Calgary, Alberta T2C 5P9  
1-877-371-2273

LIBERTY is a registered trade-mark of BASF SE and LIBERTYLINK and the symbol  are registered trade-marks of BASF Agricultural Solutions Seed US LLC, all used under license by BASF Agricultural Solutions Canada Inc.

2024-6576  
2025-05-01

## LIBERTY 200 SN HERBICIDE

### *Table of Contents*

### *Section Number*

<b>GENERAL INFORMATION</b>	The Product	1
<b>SAFETY AND HANDLING</b>	Precautions, Protective Clothing and Equipment, and Re-entry Restrictions	2
	First Aid and Toxicological Information	3
	Environmental Precautions	4
	Storage	5
	Disposal	6
<b>DIRECTIONS FOR USE</b>	Crops, Weeds, Rates, Timing	7
	Tank Mixes	8
	Resistance Management Recommendations	9
	Application Instructions and Cautions	10
	Mixing Instructions	11
	Sprayer Cleanup	12
	Livestock Feeding and Preharvest Intervals (PHIs)	13
	Notices	14

2024-6576  
2025-05-01

## GENERAL INFORMATION

### Section 1: The Product

- LIBERTY 200 SN Herbicide provides control of a broad spectrum of grassy and broadleaf weeds in Canola varieties, Corn hybrids and Soybean varieties that are specially developed to be tolerant to glufosinate ammonium (for example LibertyLink®, ENLIST™ E3 and XtendFlex™ soybean seeds).
- LIBERTY 200 SN Herbicide may also be applied to glufosinate ammonium tolerant inbred Corn lines grown for seed production.
- For Canola hybrid seed production, LIBERTY 200 SN Herbicide may be used to remove segregating wild type plants within the female population. See Section 7 (Crops, Weeds, Rates, Timing - Canola Hybrid Seed Production).

## SAFETY AND HANDLING

### Section 2: Precautions, Protective Clothing and Equipment, and Re-entry Restrictions

#### PRECAUTIONS

- WARNING: EYE IRRITANT
- CAUTION: POISON
- CAUTION: SKIN IRRITANT
- **KEEP OUT OF REACH OF CHILDREN.**
- Avoid contact with eyes, skin or clothing.
- Avoid breathing spray mist.
- Wash thoroughly after using and before eating, drinking or smoking.

#### Protective Clothing and Equipment

Wear a long-sleeved shirt, long pants, chemical-resistant gloves, socks, shoes, protective eyewear (goggles or face shield) and a respirator with a NIOSH-approved organic-vapour-removing cartridge with a prefilter approved for pesticides OR a NIOSH-approved canister approved for pesticides during mixing, loading, application, clean-up and repair. Gloves are not required during application within a closed cab.

#### Re-entry Restrictions

DO NOT enter or allow worker entry into treated areas during the restricted-entry interval (REI) of 24 hours.

Apply only to agricultural crops when the potential for drift to areas of human habitation and human activity, such as houses, cottages, schools and recreational areas, is minimal. Take into consideration wind speed, wind direction, temperature inversions, application equipment, and sprayer settings.

When tank-mixes are permitted, read and observe all label directions, including rates and restrictions for each product used in the tank-mix. Follow the more stringent label precautionary measures for mixing, loading and applying stated on both product labels.

2024-6576  
2025-05-01

### **Section 3: First Aid and Toxicological Information**

#### **FIRST AID**

Take container, label or product name and Pest Control Product Registration Number with you when seeking medical attention.

**If swallowed:** Call a poison control centre or doctor immediately for treatment advice. Have person sip a glass of water if able to swallow. Do not induce vomiting unless told to do so by a poison control centre or doctor. Do not give anything by mouth to an unconscious person.

**If in eyes:** Hold eye open and rinse slowly and gently with water for 15–20 minutes. Remove contact lenses, if present, after the first 5 minutes, then continue rinsing eye. Call a poison control centre or doctor for treatment advice.

**If on skin or clothing:** Take off contaminated clothing. Rinse skin immediately with plenty of water for 15–20 minutes. Call a poison control centre or doctor for treatment advice.

**If inhaled:** Move person to fresh air. If person is not breathing, call 911 or an ambulance, then give artificial respiration, preferably by mouth-to-mouth, if possible. Call a poison control centre or doctor for further treatment advice.

#### **TOXICOLOGICAL INFORMATION**

**Note to Physician:** If this product is ingested, endotracheal intubation and gastric lavage should be performed as soon as possible, followed by charcoal and sodium sulfate administration.

### **Section 4: Environmental Precautions**

TOXIC to aquatic organisms and non-target terrestrial plants. Observe spray buffer zones specified under Directions for Use.

To reduce runoff from treated areas into aquatic habitats avoid application to areas with a moderate to steep slope, compacted soil, or clay. Avoid application when heavy rain is forecast. Contamination of aquatic areas as a result of runoff may be reduced by including a vegetative strip between the treated area and the edge of the water body.

Avoid spray drift onto susceptible plants and USE ONLY FOR RECOMMENDED PURPOSES AND AT RECOMMENDED RATES.

### **Section 5: Storage**

**CANNOT** be stored below freezing.

If stored for 1 year or longer, shake well before using.

Store the tightly closed container away from feeds, seeds, fertilizers, plants and foodstuffs.

Do not use or store in or around the home.

Keep in original container during storage.

2024-6576  
2025-05-01

## Section 6: Disposal

### **Recyclable Container Disposal**

Do not reuse this container for any purpose. This is a recyclable container, and is to be disposed of at a container collection site. Contact your local distributor/dealer or municipality for the location of the nearest collection site. Before taking the container to the collection site:

1. Triple- or pressure-rinse the empty container. Add the rinsings to the spray mixture in the tank.
2. Make the empty, rinsed container unsuitable for further use.

If there is no container collection site in your area, dispose of the container in accordance with provincial/territorial requirements.

**Returnable Container Disposal:** Do not reuse this container for any purpose. For disposal, this empty container may be returned to the point of purchase (distributor/dealer).

**Refillable Container Disposal:** For disposal, this empty container may be returned to the point of purchase (distributor/dealer). It must be refilled by the distributor/dealer with the same product. Do not reuse this container for any other purpose.

### **Disposal of Unused, Unwanted Product**

For information on disposal of unused, unwanted product, contact the manufacturer or the provincial/territorial regulatory agency. Contact the manufacturer and the provincial/territorial regulatory agency in case of a spill, and for cleanup of spills.

### **Disposal of Unused Spray Solution**

If any spray solution remains in the tank after spraying is finished, it should be sprayed on the perimeter of the area just sprayed, away from water supplies, ditches, and irrigation canals.

## **DIRECTIONS FOR USE**

### Section 7: Crops, Weeds, Rates, Timing

- Best control will be obtained when LIBERTY 200 SN Herbicide is applied at the recommended leaf stages of the weeds.
- In Canola grown in Eastern Canada and British Columbia, apply LIBERTY 200 SN Herbicide from the cotyledon stage up until, but prior to, the bolting stage of Canola.
- In Corn grown in Canada, apply LIBERTY 200 SN Herbicide from the 1-8 leaf stage of the Corn plant OR 5-6 visible collars (the leaf is counted once the next leaf is visible in the whorl).
- In Soybeans grown in Canada, apply LIBERTY 200 SN Herbicide from the cotyledon to the flowering stage of the crop.

2024-6576  
2025-05-01

Crop	Weed	Recommended Time (Leaf Stage)								Rate
		1	2	3	4	5	6	7	8	
CANOLA, CORN, and SOYBEANS tolerant to LIBERTY 200 SN Herbicide	Crabgrass					X				1.5 L/ha
	Giant Foxtail					X				
	Green Foxtail					X				
	Proso Millet					X				
	Chickweed								X	
	Cocklebur				X					
	Common Ragweed <sup>1</sup>					X				
	Redroot Pigweed						X			
	Green Pigweed						X			
	Shepherd's-purse						X			

<sup>1</sup> Including glyphosate-resistant biotypes.

Crop	Weed	Recommended Time (Leaf Stage)								Rate
		1	2	3	4	5	6	7	8	
CANOLA, CORN, and SOYBEANS tolerant to LIBERTY 200 SN Herbicide	Barnyard Grass					X				2 L/ha
	Bristly Foxtail				X					
	Canada Thistle <sup>1</sup>						X			
	Fall Panicum				X					
	Old Witchgrass				X					
	Wild Oats				X					
	Yellow Foxtail				X					
	Eastern Black Nightshade					X				
	Field Bindweed <sup>1</sup>						X			
	Lady's-thumb						X			
	Lamb's-quarters						X			
	Perennial Sowthistle				X					
	Common Ragweed <sup>2</sup>							X		
	Stinkweed								X	
	Velvetleaf <sup>3</sup>				X					
	Wild Buckwheat				X					
Wild Mustard				X						
Wormseed Mustard						X				

<sup>1</sup> Season long suppression.

<sup>2</sup> Including glyphosate-resistant biotypes.

<sup>3</sup> For enhanced control of Velvetleaf, add ammonium sulphate to the tank at a rate of 6 L/ha (49% solution) **OR** 3 kg/ha (99%).

2024-6576  
2025-05-01

2024-6576  
2025-05-01

Crop	Weed	Recommended Time (Leaf Stage)								Rate
		1	2	3	4	5	6	7	8	
CANOLA, CORN, and SOYBEANS tolerant to LIBERTY 200 SN Herbicide	Canada Fleabane <sup>1</sup>	Up to 10 cm height (prior to flowering)								2.5 L/ha
	Cleavers <sup>2</sup>	Up to the 4-whorl stage								
	Giant Ragweed <sup>3</sup>								X	
	Jimsonweed <sup>4</sup>						X			
	Kochia <sup>5</sup>	Up to 10 cm height								
	Quackgrass <sup>6</sup>				X					
	Volunteer canola <sup>7</sup>						X			
	Waterhemp <sup>8</sup>								X	

<sup>1</sup> Including glyphosate and Group 2 resistant biotypes.

<sup>2</sup> Suppression. Including Group 2 resistant biotypes.

<sup>3</sup> Suppression. Including glyphosate resistant biotypes.

<sup>4</sup> For enhanced control of Jimsonweed, add ammonium sulphate to the tank at a rate of 6 L/ha (49% solution) **OR** 3 kg/ha (99%).

<sup>5</sup> Including Group 2, 4 and 9 resistant biotypes.

<sup>6</sup> For season long suppression. Apply LIBERTY 200 SN Herbicide plus ammonium sulphate at a rate of 6 L/ha (49% solution) **OR** 3 kg/ha (99%).

<sup>7</sup> Including conventional, Roundup Ready® and Clearfield® varieties.

<sup>8</sup> For use in CORN and SOYBEANS only. Including glyphosate resistant biotypes. For control of later emerging flushes of waterhemp. To control early flushes, an application of a registered pre-emergent herbicide is recommended.

**Voluntary Crop Weeds:** LIBERTY 200 SN Herbicide will not control volunteer crop weeds that emerge from previous plantings of glufosinate ammonium tolerant crops.

**SECOND APPLICATION:** A second application of LIBERTY 200 SN Herbicide can be made to fields treated initially with up to 2.5 L/ha if new weed germination or growth is present. Apply when the new weed growth is in the correct leaf stage and up to the maximum leaf stage of the crop.

Application after the 8-leaf stage of Corn must be made with drop nozzles as a directed spray below the whorl of the Corn plant.

Application in Canola must be made prior to the bolting stage of the Canola.

Do not apply beyond the flowering stage of Soybeans.

Do not apply more than a total of 5.0 L/ha in one season.

**SPLIT APPLICATION PROGRAM:** For season long control of the above listed weeds a split application program with LIBERTY 200 SN Herbicide can be utilised. The first application must be a minimum of 2 L/ha and at the proper weed stage. For the second application, the rate of 1.25 L/ha may be utilized provided LIBERTY 200 SN Herbicide is applied as soon as the second flush of weeds occurs and before the maximum leaf stage of the crop.

**FOR CANOLA HYBRID SEED PRODUCTION:** Two applications are required to remove the segregating wild type plants. The first application should occur when the Canola is in the 2-4 leaf stage, the second application when the Canola plants are in the 4-6 leaf stage and the third application, if necessary, may be applied to the Canola up until, but prior to, the time of bolting. All applications of LIBERTY 200 SN Herbicide for hybrid seed production should be made at 2.5 L/ha.

2024-6576  
2025-05-01

2024-6576  
2025-05-01

## Section 8: Tank Mixes

This product may be tank mixed with a fertilizer or with registered pest control products, whose labels also allow tank mixing, provided the entirety of both labels, including Directions For Use, Precautions, Restrictions, Environmental Precautions, and Spray Buffer Zones are followed for each product. In cases where these requirements differ between the tank mix partner labels, the most restrictive label must be followed. Do not tank mix products containing the same active ingredient unless specifically listed on this label.

In some cases, tank mixing pest control products can result in reduced pesticide efficacy or increased host crop injury. The user should contact BASF Agricultural Solutions Canada Inc. (“BASF”) at 1-877-371-2273 for information before mixing any pesticide that is not specifically recommended on this label.

### Tank Mix Compatibility Determination

To determine compatibility, mix all components of the finished spray in proportionate quantities in a small jar. Add components to the test jar in the following order: wettable powders and water dispersible granules, liquid flowables and suspensions, emulsifiable concentrate formulations, and solutions. If the mixture does not ball-up or form flakes, sludge, jelly, oily films or layers, or other precipitates within 2 hours after mixing and can easily be resuspended with agitation, then the tested spray-mix is compatible. Always follow the most restrictive label regarding any precautions when tank mixing.

For control of weeds present and/or control of later flushes of annual broadleaf weeds and/or annual grasses (see Tank Mix Directions), LIBERTY 200 SN Herbicide may be tank mixed with the following herbicides when used in Eastern Canada and British Columbia:

CROP	TANK MIX PRODUCT	RATE	DIRECTIONS
CANOLA	Centurion® Emulsifiable Concentrate Post- Emergence Herbicide OR Select® Emulsifiable Concentrate Post- Emergence Herbicide + Amigo Adjuvant at 0.5% v/v	63 mL/ha	For control of Volunteer Barley and improved control of Wild Oats, apply LIBERTY 200 SN Herbicide at a rate of 2.0 – 2.5 L/ha plus Centurion Emulsifiable Concentrate Post-Emergence Herbicide or Select Emulsifiable Concentrate Post-Emergence Herbicide at 63 mL/ha with adjuvant as recommended on the Centurion Emulsifiable Concentrate Post-Emergence Herbicide or Select Emulsifiable Concentrate Post-Emergence Herbicide label. Apply when the weeds are in the 1-4 leaf stage with a maximum of 2 tillers.
CORN	AAtrex Liquid 480 Herbicide <sup>1</sup>	1.75 – 2.33 L/ha	Mix with the appropriate rate of LIBERTY 200 SN Herbicide for the targeted weed species. Adjust atrazine rate to the level of residual activity desired. This tank mix will not control later flushes of triazine resistant weeds.
CORN	Armezon®	37 mL/ha	Mix with the appropriate rate of LIBERTY 200 SN Herbicide for the targeted weed species. This tank

2024-6576  
2025-05-01

<b>CROP</b>	<b>TANK MIX PRODUCT</b>	<b>RATE</b>	<b>DIRECTIONS</b>
	Herbicide		mix will provide enhanced control of labeled weeds.
CORN	Armezon® PRO	1 L/ha	Mix with the appropriate rate of LIBERTY 200 SN Herbicide for the targeted weed species. This tank mix will provide enhanced control of labeled weeds.
CORN	Distinct® Herbicide	285 g/ha	Mix with the appropriate rate of LIBERTY 200 SN Herbicide for the targeted weed species. This tank mix will provide enhanced control of labeled annual broadleaf weeds.
CORN	Marksman® Herbicide	2.5 – 3.7 L/ha	Mix with the appropriate rate of LIBERTY 200 SN Herbicide for the targeted weed species. Adjust Marksman Herbicide rate to the level of residual activity desired. This tank mix will provide residual control of annual grasses and annual broadleaf weeds.
CORN	VIOS G3	110 mL/ha	Mix with the appropriate rate of LIBERTY 200 SN Herbicide for the targeted weed species. This tank mix will provide residual control of annual grasses and annual broadleaf weeds.
CORN	ZIDUA® SC	250 – 493 mL/ha	Mix with the appropriate rate of LIBERTY 200 SN Herbicide for the targeted weed species. This tank mix will provide enhanced control of labeled weeds.
SOYBEAN	ASSURE® II Herbicide + SURE-MIX™ Surfactant at 0.5% (0.5 litres per 100 litres of spray solution) <sup>2</sup>	0.38 L/ha OR 0.5 L/ha OR 0.75 L/ha	Mix with the appropriate rate of LIBERTY 200 SN Herbicide for the targeted weed species. See label of ASSURE II Herbicide for additional weeds controlled.
SOYBEAN	Basagran® Forte Herbicide	1.75 L/ha	Mix with the appropriate rate of LIBERTY 200 SN Herbicide for the targeted weed species. This tank mix will provide enhanced control of annual broadleaf weeds.
SOYBEAN	Excel® Super Herbicide	450 mL/ha	Mix with the appropriate rate of LIBERTY 200 SN Herbicide for the targeted weed species. This tank mix will provide control of volunteer corn, including herbicide tolerant hybrids.
SOYBEAN	FirstRate® Herbicide	20.8 g/ha	Mix with the appropriate rate of LIBERTY 200 SN Herbicide for the targeted weed species. This tank mix will provide residual control of common ragweed, velvetleaf and lamb's-quarters.
SOYBEAN	Pursuit® Herbicide	312 mL/ha	Mix with the appropriate rate of LIBERTY 200 SN Herbicide for the targeted weed species. This tank mix will provide residual control of annual grasses and annual broadleaf weeds.

2024-6576  
2025-05-01

<b>CROP</b>	<b>TANK MIX PRODUCT</b>	<b>RATE</b>	<b>DIRECTIONS</b>
SOYBEAN	ZIDUA® SC	120 – 240 mL/ha	Mix with the appropriate rate of LIBERTY 200 SN Herbicide for the targeted weed species. This tank mix will provide enhanced control of labeled weeds.
ENLIST E3 SOYBEAN	ENLIST 1 Herbicide	See label of ENLIST 1 Herbicide for product rates.	Mix with the appropriate rate of LIBERTY 200 SN Herbicide for the targeted weed species. See label of ENLIST 1 Herbicide for additional weeds controlled.

<sup>1</sup> For atrazine products with different concentration, adjust the rate accordingly.

<sup>2</sup> For other options of adjuvants/surfactants, see ASSURE II Herbicide label.

### **Section 9: Resistance Management Recommendations**

For resistance management, LIBERTY 200 SN Herbicide is a Group 10 herbicide. Any weed population may contain or develop plants naturally resistant to LIBERTY 200 SN Herbicide and other Group 10 herbicides. The resistant biotypes may dominate the weed population if these herbicides are used repeatedly in the same field. Other resistance mechanisms that are not linked to site of action, but specific for individual chemicals, such as enhanced metabolism, may also exist. Appropriate resistance-management strategies should be followed.

To delay herbicide resistance:

- Where possible, rotate the use of LIBERTY 200 SN Herbicide or other Group 10 herbicides within a growing season (sequence) or among growing seasons with different herbicide groups that control the same weeds in a field.
- Use tank mixtures with herbicides from a different group when such use is permitted. To delay resistance, the less resistance-prone partner should control the target weed(s) as effectively as the more resistance-prone partner.
- Herbicide use should be based on an integrated weed management program that includes scouting, historical information related to herbicide use and crop rotation, and considers tillage (or other mechanical control methods), cultural (for example, higher crop seeding rates; precision fertilizer application method and timing to favour the crop and not the weeds), biological (weed-competitive crops or varieties) and other management practices.
- Monitor weed populations after herbicide application for signs of resistance development (for example, only one weed species on the herbicide label not controlled). If resistance is suspected, prevent weed seed production in the affected area if possible by an alternative herbicide from a different group. Prevent movement of resistant weed seeds to other fields by cleaning harvesting and tillage equipment when moving between fields, and planting clean seed.
- Have suspected resistant weed seeds tested by a qualified laboratory to confirm resistance and identify alternative herbicide options.
- Contact your local extension specialist or certified crop advisors for any additional pesticide resistance-management and/or integrated weed-management recommendations for specific crops and weed biotypes.
- For further information or to report suspected resistance, contact your local BASF representative at 1-877-371-2273.

2024-6576  
2025-05-01

2024-6576  
2025-05-01

## Section 10: Application Instructions and Cautions

### Application Instructions

- For best results, apply to emerged, young, actively growing weeds. Weeds that emerge after application will not be controlled.
- LIBERTY 200 SN Herbicide will have an effect on weeds that are larger than the recommended leaf stage, however speed of activity and control may be reduced.
- Apply LIBERTY 200 SN Herbicide in a minimum of 110 L/ha of water, at a pressure of 175-275 kPa and at a ground speed of 6-10 kph. The use of 80° or 110° flat fan nozzles is highly recommended for optimum spray coverage and canopy penetration.
- Application of the spray at a 45° angle forward will result in better spray coverage. Follow directions elsewhere on the label for the correct rate and timing of application.
- The speed of action of LIBERTY 200 SN Herbicide is influenced by environmental factors. At cool temperatures (below 10°C), poor moisture and low humidity, speed of action may be reduced. Generally, visual symptoms appear 2-4 days after application.
- IF RAINFALL OCCURS WITHIN 4 HOURS OF APPLICATION, EFFECTIVENESS MAY BE REDUCED.
- Weed control may be reduced when heavy dew, fog or mist are present at the time of application.
- LIBERTY 200 SN Herbicide works primarily as a contact herbicide. Thorough coverage of the weeds to be controlled is essential.
- As this product is not registered for the control of pests in aquatic systems, DO NOT use to control aquatic pests.
- DO NOT contaminate irrigation or drinking water supplies or aquatic habitats by cleaning of equipment or disposal of wastes.

### Application Cautions

**Field sprayer application:** DO NOT apply during periods of dead calm. Avoid application of this product when winds are gusty. DO NOT apply with spray droplets smaller than the American Society of Agricultural Engineers (ASAE S572.1) medium classification. Boom height must be 60 cm or less above the crop or ground.

- **GROUND APPLICATION ONLY. DO NOT APPLY BY AIR.**
- Do not use flood jet nozzles, controlled droplet application equipment or air-assisted spray equipment.
- Uniform, thorough spray coverage is important to achieve consistent weed control.
- DO NOT apply if winds exceed 16 kph when using open boom sprayers. DO NOT apply if winds exceed 25 kph when using hooded sprayers.
- Avoid contact with desirable plants or crops either from direct application or from spray drift as severe damage may occur.
- Plant back Intervals:
  - 70 days for Buckwheat, Barley, Millet, Oats, Rye, Sorghum, Triticale and Wheat.
  - 120 days for all other crops except Field Corn, Canola and Soybeans. No plant back interval is required for Field Corn, Canola or Soybeans.

2024-6576  
2025-05-01

- Application of LIBERTY 200 SN Herbicide to non-tolerant crops will result in severe crop injury or death of the crop.
- **SUSCEPTIBLE WEEDS:** LIBERTY 200 SN Herbicide has an effect on all weeds and crops except for those crops which are developed to be tolerant to applications of LIBERTY 200 SN Herbicide, including when they become voluntary weeds.

### Spray Buffer zones

A spray buffer zone is NOT required for:

- Uses with hand-held application equipment permitted on this label.
- Low-clearance hooded or shielded sprayers that prevent spray contact with crop, fruit, or foliage.

The spray buffer zones specified in the table below are required between the point of direct application and the closest downwind edge of sensitive terrestrial habitats (such as grasslands, forested areas, shelter belts, woodlots, hedgerows, riparian areas and shrublands), sensitive freshwater habitats (such as lakes, rivers, sloughs, ponds, prairie potholes, creeks, marshes, streams, reservoirs and wetlands).

Method of Application	Crop	Spray Buffer Zones (metres) Required for the Protection of:		
		Freshwater Habitat of Depths:		Terrestrial Habitat
		Less than 1 m	Greater than 1 m	
Field Sprayer	Corn, Canola, Soybean	1	0	1

When tank mixes are permitted, consult the labels of the tank-mix partners and observe the largest (most restrictive) spray buffer zone of the products involved in the tank mixture and apply using the coarsest spray (ASAE) category indicated on the labels for those tank-mix partners.

The spray buffer zones for this product can be modified based on weather conditions and spray equipment configuration by accessing the Spray Buffer Zone Calculator on the Pest Management Regulatory Agency web site.

### Section 11: Mixing Instructions

LIBERTY 200 SN Herbicide must be applied with properly calibrated, clean equipment.

LIBERTY 200 SN Herbicide is specially formulated to mix readily in water.

Prior to adding LIBERTY 200 SN Herbicide to the spray tank, ensure that the spray tank is thoroughly clean (see Section 12 “Sprayer Cleanup”).

1. Fill tank to three-quarters full with clean water prior to adding LIBERTY 200 SN Herbicide.
2. Add the correct amount of LIBERTY 200 SN Herbicide.
3. Add the remaining amount of water, begin agitation, and spray out immediately.

2024-6576  
2025-05-01

**Note:** With the exception of use with CENTURION Emulsifiable Concentrate Post-Emergence Herbicide, SELECT Emulsifiable Concentrate Post-Emergence Herbicide or ASSURE II Herbicide, when tank mixing LIBERTY 200 SN Herbicide always add the tank mix partner to the tank first, ensure that it is thoroughly mixed, THEN add LIBERTY 200 SN Herbicide. When using ammonium sulphate up to 3 kg/ha (99%), ALWAYS add it to the tank first, prior to the addition of the tank mix partner and LIBERTY 200 SN Herbicide. Refer to the following specific instructions for mixing with CENTURION Emulsifiable Concentrate Post-Emergence Herbicide, SELECT Emulsifiable Concentrate Post-Emergence Herbicide or ASSURE II Herbicide.

**LIBERTY 200 SN Herbicide and CENTURION Emulsifiable Concentrate Post-Emergence Herbicide, SELECT Emulsifiable Concentrate Post-Emergence Herbicide or ASSURE II Herbicide: Glufosinate Ammonium Tolerant Canola or Soybeans only**

When tank mixing LIBERTY 200 SN Herbicide and CENTURION Emulsifiable Concentrate Post-Emergence Herbicide, SELECT Emulsifiable Concentrate Post-Emergence Herbicide or ASSURE II Herbicide, always add AMIGO Adjuvant (CENTURION, SELECT) or SURE-MIX Surfactant (ASSURE II) adjuvant to the tank first, *then* add LIBERTY 200 SN Herbicide to the tank followed by the CENTURION Emulsifiable Concentrate Post-Emergence Herbicide, SELECT Emulsifiable Concentrate Post-Emergence Herbicide or ASSURE II Herbicide.

**The addition of an anti-foaming agent may reduce foaming, especially when using soft water.**

1. Thoroughly clean the sprayer by flushing the system with water containing detergent (see Section 12, “Sprayer Cleanup”).
2. Fill clean spray tank half full with clean water. Start agitation system.
3. Add the correct amount of recommended adjuvant. Continue to agitate until adjuvant is thoroughly mixed.
4. STOP agitation. Add the required amount of LIBERTY 200 SN Herbicide to the spray tank. Start agitation system.
5. Add the correct amount of CENTURION Emulsifiable Concentrate Post-Emergence Herbicide, SELECT Emulsifiable Concentrate Post-Emergence Herbicide or ASSURE II Herbicide along with the remaining amount of water necessary to fill the spray tank.
6. Continue to agitate or run the by-pass system, and spray out immediately.
7. After any break in the spraying operation, agitate thoroughly before spraying again. Check inside the tank to ensure that sprayer agitation is sufficient to remix the spray materials. Do not allow the mixture to sit overnight.
8. If an oil film starts to build up in the tank, drain it and clean tank with strong detergent solution.
9. Immediately after use, thoroughly clean the sprayer by flushing the system with water containing detergent (see Section 12, “Sprayer Cleanup”).

**Note:** The addition of an anti-foaming agent may reduce foaming, especially when using soft water.

**Note:** Ensure that all circuits (pipes, booms, etc.) have the correct LIBERTY 200 SN Herbicide/water concentration before application is started.

2024-6576  
2025-05-01

## **Section 12: Sprayer Cleanup**

Before and after using LIBERTY 200 SN Herbicide always complete a thorough cleaning of the spray tank, lines and filter. Spray equipment should be thoroughly rinsed using a strong detergent solution.

## **Section 13: Livestock Feeding and Preharvest Intervals (PHIs)**

### **CANOLA**

- Grain and meal from treated Canola can be fed to livestock.
- DO NOT graze or feed other portions of the treated Canola to livestock; there are not sufficient data to support such use.
- When LIBERTY 200 SN Herbicide is tank mixed with CENTURION Emulsifiable Concentrate Post-Emergence Herbicide or SELECT Emulsifiable Concentrate Post-Emergence Herbicide, observe a PHI of 60 days from the date of treatment (or last treatment when a second application has been made).

### **CORN**

- DO NOT apply within 86 days of harvesting Corn grain.
- DO NOT graze the treated fields within 20 days of application.

### **SOYBEAN**

- DO NOT apply within 70 days of harvesting Soybean seed.
- DO NOT graze the treated fields within 20 days of application.

## **Section 14: Notices**

### **NOTICE TO USER**

This pest control product is to be used only in accordance with the directions on the label. It is an offence under the *Pest Control Products Act* to use this product in a way that is inconsistent with the directions on the label.

ARMEZON, BASAGRAN and ZIDUA are registered trade-marks of BASF SE; DISTINCT and MARKSMAN are registered trade-marks of BASF Corporation; and PURSUIT is a registered trade-mark of BASF Agrochemical Products B.V., all used under license by BASF Agricultural Solutions Canada Inc.

All other products listed are trade-marks or registered trade-marks of their respective companies.